

What's the real root of downtime?

When it comes to waste hauling equipment lubricants, typical new oils meet OEM specifications for performance and viscosity. But typical new oils are missing something critical. And it's costing you.



The third spec

PERFORMANCE



VISCOSITY

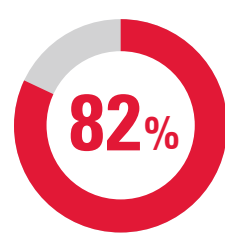


CLEANLINESS




Typical new oils don't meet OEM specs for cleanliness.


#1 cause of breakdown¹



of equipment failures are due to particle contamination.²




Dirt and contaminants are the leading causes of equipment component system failures.

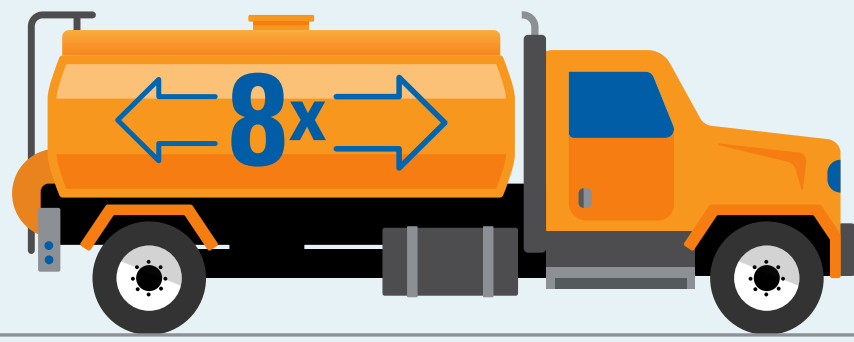


The two leading types of contamination in machinery oil are particulates and water.

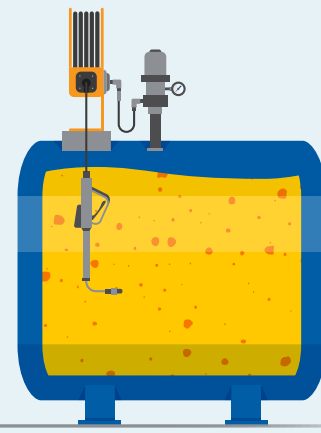
How new oil gets contaminated



Particles can be picked up in the distribution process.



Typical bulk oil can be transferred up to 8 times before it reaches your equipment.



Each time it's transferred, the oil can pick up more contaminants.

The real and hidden costs of equipment failure

From the obvious costs like oil, seals, valves and pumps to the not-so-obvious ones like the impact on your team's performance, equipment failure impacts your operation in multiple ways.



The best solution is prevention

It's easier and less costly to start clean from the beginning than to clean up your oil later.¹


With a clean oil that meets OEM specifications, you'll benefit from:



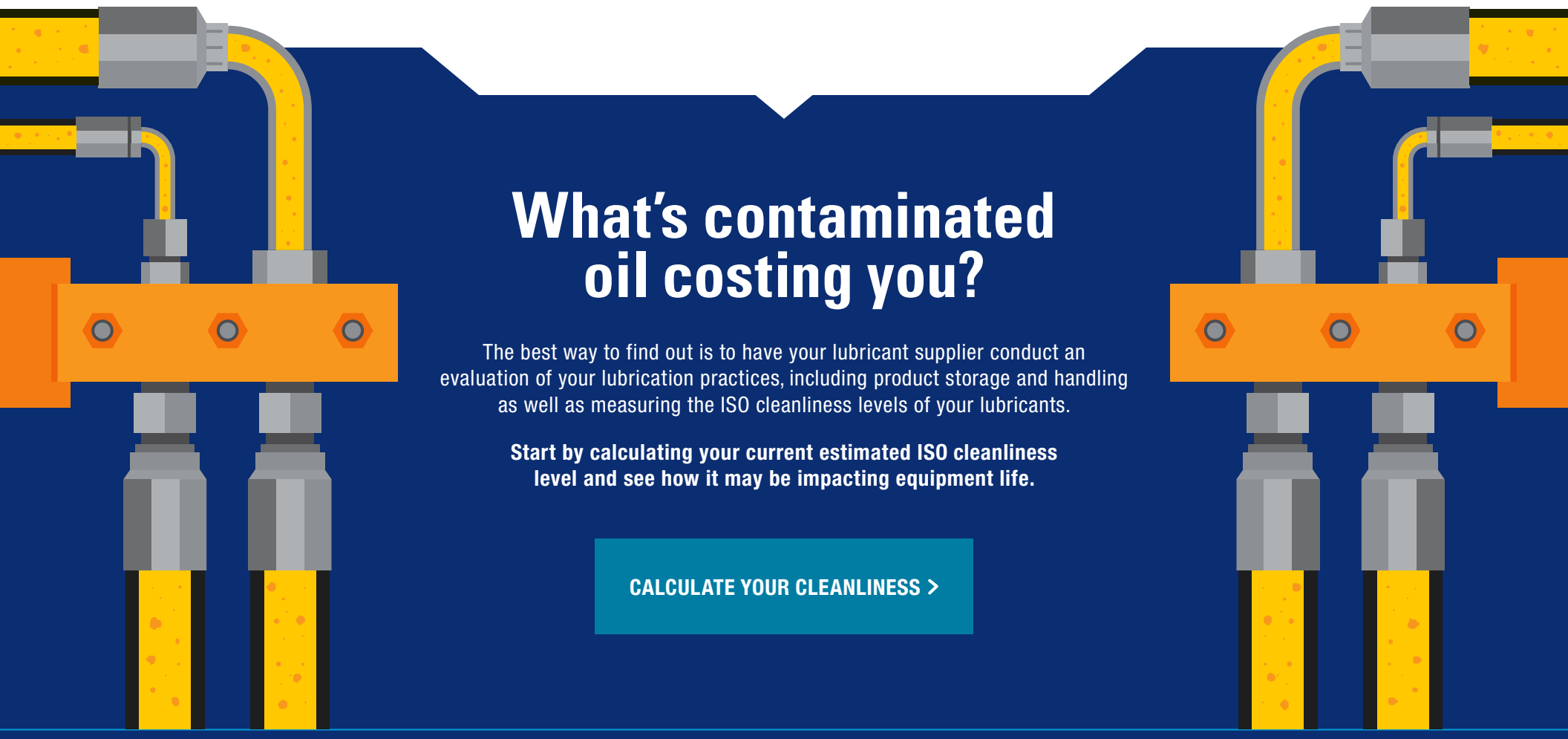
INCREASED EQUIPMENT LIFE



REDUCED UNPLANNED DOWNTIME



DECREASED MAINTENANCE REPAIRS



What's contaminated oil costing you?

The best way to find out is to have your lubricant supplier conduct an evaluation of your lubrication practices, including product storage and handling as well as measuring the ISO cleanliness levels of your lubricants.

Start by calculating your current estimated ISO cleanliness level and see how it may be impacting equipment life.

[CALCULATE YOUR CLEANLINESS >](#)